

ACA 303 Camera Specifications



Applicable Model:

MD511H\MD522S\MD811HH\MD822S\MD833H\MD600

Change History

File Name	ACA 303 Camera Specifications		
Project	MD511H\MD522S\MD811HH\MD822S\MD833H\MD600	Creation Date	2024/3/5
Subproject	Accessory Specifications	Total Pages	5
Version	V1.0	Confidential	External Documentation

Contents

1 Copyright and Disclaimer - 4 -

2 Product Specifications - 4 -




3 Enclosure Structure Diagram - 5 -

4 Install - 5 -

5 Standard Configuration..... - 6 -

1 Copyright and Disclaimer

Copyright © Meitrack Group 2024. All rights reserved.

,  and  are trademarks that belong to Meitrack Group and its subsidiary.

The user manual may be changed without notice.

Without prior written consent of Meitrack Group, this user manual, or any part thereof, may not be reproduced for any purpose whatsoever, or transmitted in any form, either electronically or mechanically, including photocopying and recording.

Meitrack Group shall not be liable for direct, indirect, special, incidental, or consequential damages (including but not limited to economic losses, personal injuries, and loss of assets and property) caused by the use, inability, or illegality to use the product or documentation.

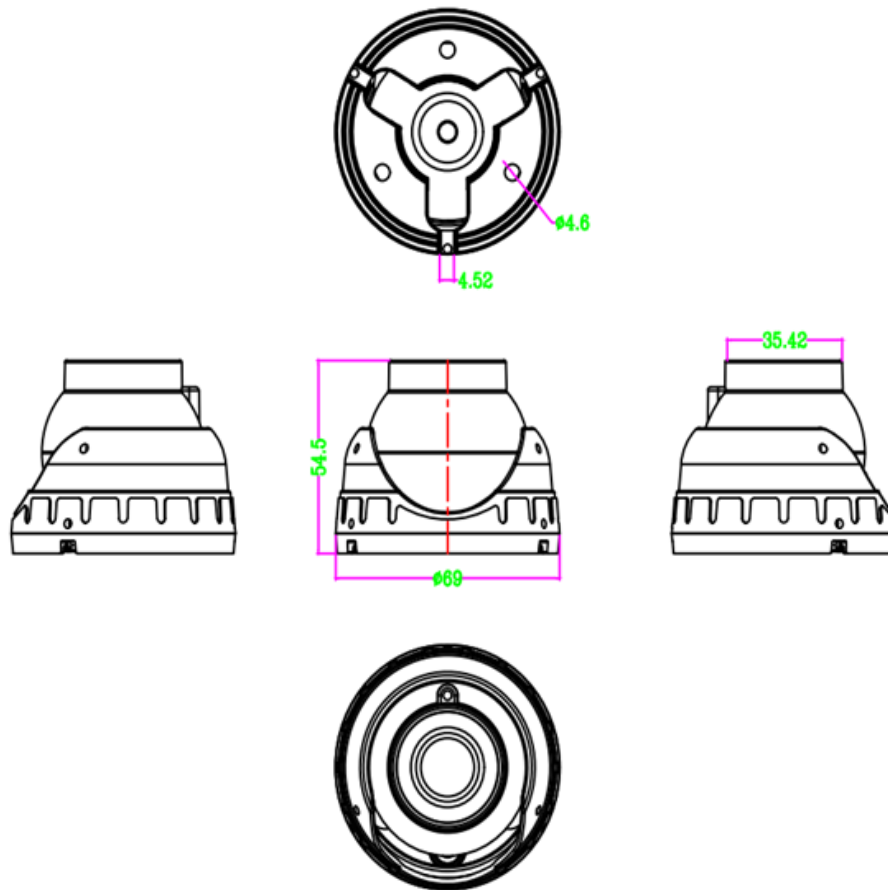
2 Product Specifications

Item	Specifications	
Model	ACA303	
Mod type	FH8535+GC1054	
Formality	PAL	
Total pixels	720*1280	1080*1280
Minimum illumination	0.1LUX	
Electronic shutter	PAL: 1/50~1/100,000s	
Signal-to-noise Ratio (SNR or S/N)	>52dB	
White balance	Auto white balance	
IR-Cut	Color/black and white, IRCUT switch	
Pigtail length	350MM	
Waterproof rating	Not waterproof	
Audio	With audio	
Infrared light	12 pcs 850 infrared lights	
Video output	1.0Vp-p composite output, 75Ω	
Lens	2.8MM	
Angle	Horizontal 90°	Horizontal 105°
Port	M12 four-core aviation head interface	
Power	DC 12V±5%	
Operating temperature	-20°C~+70°C	
Operating humidity	Relative humidity below 90%	

Applicable models	MD511H\MD522S\ MD811H\MD822S\MD833H\MD600	MD811H\MD822S\MD833H\MD600
Package	Accessories screw package, certificate of conformity	

3 Enclosure Structure Diagram

The dimensions of the main structure are shown as following. The unit is millimeters, may exists errors.



4 Install



5 Standard Configuration

Order	Name	Quantity	Unit	Remarks
1	In-car camera	1	Pcs	Standard
2	Install screw kit	3	Pcs	Standard



If you have any questions, do not hesitate to email us at info@meitrack.com.