

ACP505_5V_A-pillar DMS Camera Specifications



Applicable Model: MD500S

Change History

File Name	ACP505_5V_A-pillar DMS Camera Specifications		
Project	MD500S	Creation Date	2024-08-09
Subproject	Accessory Specifications	Total Pages	5
Version	V1.0	Confidential	External Documentation

Contents


1 Copyright and Disclaimer..... - 4 -

2 Product Specification - 4 -

3 Enclosure Structure Diagram - 5 -

1 Copyright and Disclaimer

Copyright © 2024 MEITRACK. All rights reserved.

MEITRACK and  are trademarks that belong to Meitrack Group.

The user manual may be changed without notice.

Without prior written consent of Meitrack Group, this user manual, or any part thereof, may not be reproduced for any purpose whatsoever, or transmitted in any form, either electronically or mechanically, including photocopying and recording.

Meitrack Group shall not be liable for direct, indirect, special, incidental, or consequential damages (including but not limited to economic losses, personal injuries, and loss of assets and property) caused by the use, inability, or illegality to use the product or documentation.

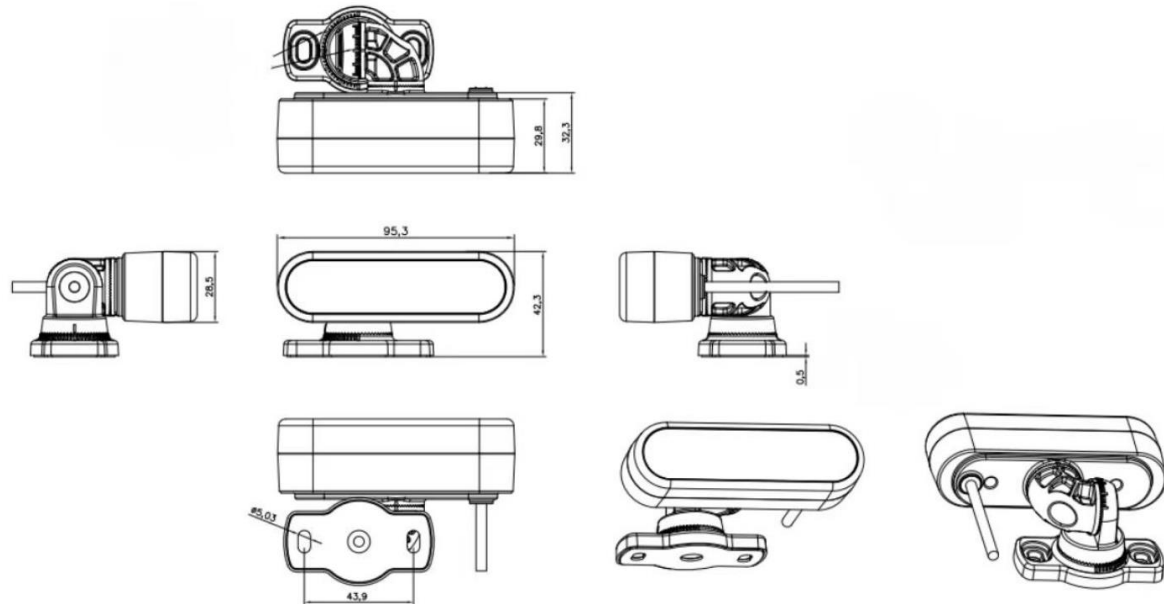
2 Product Specification

Item	Specifications
Model	ACP505_5V_A-pillar DMS Camera
Sensor	S6
Sensor type	200W CMOS Sensor
Pixel size	3.0um*3.0um
Lens/sensor distortion angle	-5%
Image sensor	1 /2.7"
Lens	4G
Focal length	6mm
Aperture	F2.0
Lens interface type	M12xP0.5
Field of view (FOV)	D=65° H=56° V=31°
Image mode	Black and white
Infrared illumination range	0-1.2m
Infrared wavelength	940nm
WDR	85dB
Resolution	1280*720P, maximum support 1920*1080P
Output signal	AHD
Formality	PAL
Frame rate	25fps
Power	VCC5V +/-0.2V
Operating current	440mA +/-10%
Power consumption	2.2W +/-10%
Operating temperature	-20℃~+70℃
Storage temperature	-25℃~+80℃
BMW pigtail length	520mm±50mm

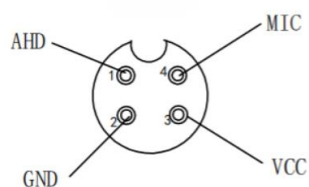
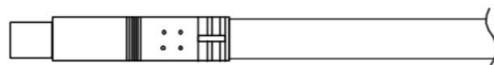
3 Enclosure Structure Diagram

The dimensions of the main structure are shown as following. The unit is millimeters. Errors not specified shall be in accordance with GB/T 1804-C.

Note: The scale on the bracket, one small grid = 6°, one large grid = 30°.



Connector definition is shown as follow:



If you have any other questions, please send an email to our email address info@meitrack.com We will wholeheartedly serve you.